



**essential:**

**Fundamental part of something**

Is beauty essential? To see, feel, inspire, thrill...?  
Is it essential to offer more than what people expect from you?

**VEO, just essential.**









## Is BEAUTY essential?

We understand beauty to mean that which creates harmony and pleasure. There are so many positive sensations that convey it, that we seek it constantly in whatever surrounds us. We can find it in the most complex compositions or in the simplest element.

### VEO

Conceived as an architectural element, VEO has a well-balanced design, with pure lines; distinctive, modern and minimalist. A quest for beauty in its most elemental form, resulting in a monitor as harmonious as it is simple, that fits in perfectly with any ambience or interior design.





Is it essential  
to SEE?

Open your eyes and let the light shine in. An interplay of lights that stimulates our capacity to understand, to interpret the world and connect with it. Sight is our most elemental, and at the same time most infinite sense.

## VEO

VEO is the option of choice for those users who want to take the leap into video. Because, fundamentally, this is what we expect from a monitor: to see who's at the door.


VEO photocaller function takes an automatic snapshot of anyone who rings your doorbell, allowing you to store up to 150 images with the date and time when they are taken, so that you can feel an extra of security at home.





## **Is it essential to FEEL?**

To feel. To be alive. To experience sensations produced by internal and external causes. Nothing is more important. Nothing makes us more human than our own feelings.







## VEO

To provoke feelings. VEO is a monitor designed for relaxation. To make you feel safe and connected. And to celebrate simplicity. Because is there anything better than feeling that you need nothing else?

## Is the BALANCE simple?

Balance is, first and foremost, a mental and emotional issue. And it is directly linked with concepts such as tranquility and calm.





## VEO

VEO maintains a constant balance between accessibility and high performance. Between beauty and austerity. The result is a product that shines with its own light.





Is it essential  
to INSPIRE?





Inspiration. That stimulation or sudden lucidity that a person feels, that encourages creativity, a search for solutions, the conception of ideas that allow projects to be undertaken. Especially that which is felt by the artist, and promotes the creation of works of art.

## VEO

VEO is the product of the conviction of those people who believe themselves capable of creating something memorable. Of the desire to change things, and improve them on every level. Because only then can a product be created that will revolutionise the standards of its category.





## The Monitor



### Description

- Monitor with a colour 4,3" TFT screen.
- Incorporates DUOX (Fermax fully digital system in 2-wire non polarised) or VDS technology.
- Made of high-impact ABS plastic. Texturised finish for easy cleaning and ultraviolet protection to get more resistance to the light.
- It has many attachment points for wall mounting, as well as coiled cord with telephone plug connectors. Its particular handset includes a magnet that ensures to hang it correctly.
- Its unique handset design incorporating a magnet enables the user to put it back into position correctly.
- Extra slim design.
- Surface installation.



## Performance

The VEO performance is automatic and it is easy to use:

- When a call is received, the image appears.
- When the handset is picked up a conversation with the visitor can take place.
- The image is de-activated automatically after 90 seconds, or when the handset is put back in position.
- To open the door, press the blue button.

*Note: Information about VEO Monitor on this catalogue corresponds to the DUOX version only. If you need further details about VDS version, please visit [www.veobyfermax.com](http://www.veobyfermax.com)*



## PHOTOCALLER function

- The monitor stores up to 150 images, indicating the date and time when they were taken.
- When the maximum level has been reached, it will automatically delete the first photo in order to take a new one.
- It always indicates on the screen if there are unseen photos, or if the date/time is not configured.



## The functions

### Basic functions

The most commonly used basic functions are activated via the 4 direct buttons that appear on the surface.

#### BUTTONS

- **Autostart of the main camera (2):** It allows the user to visualise at any moment the image the camera captures from the outdoor panel. This button enables the selection of the main camera/secondary camera in case there is more than one outdoor panel in the installation.
- **Door opener button (4).**
- **F1 Additional function (1)** direct activation from the keypad: light switching, panic call...
- **OSD Menu (3):** Access to advanced functions.

### Advanced functions

#### OSD MENU

The VEO monitor, with DUOX technology (Fermax fully digital system with 2-wires non polarised), incorporates an OSD menu which can be controlled via the monitor switches to access the advanced user functions and the terminal settings.


The icons displayed on the screen can be controlled via the corresponding switches located on the monitor.

	Press to access the menu. (3)		
	Return to the previous screen or stand-by.		Highlight the following menu option.
	Select the previous menu option.		Confirm the selection and activate the function.



# The Features

VEO is designed to offer the best possible experience. To that end, VEO includes many features allowing each installation to be personalised, depending on the needs of the user in his or her home.



**Better communication, even in emergencies.** As well as allowing you to see and hear what is happening outside, the device has a panic button, in case it is needed.



**Record and store of images.**



**Ringtones and volume control, to suit every taste.** You can select the volume and ringtone that best suit the needs of your household. It includes the ability to specify two different sounds: one for calls from the outside intercom and one for a second point of entry.



**“Do not disturb” mode.** Ensures no interruption during a specified time period. With LED indicator light.



**Additional F1 function.** This can be accessed via one of the main buttons which the installer can make into a panic button or a special switch to open a second door, connect additional lights, call the lift, etc.



**Additional F2 function.** This can be controlled from the menu screen and allows automation to be managed according to the user's preferences.



**Up to date information can be accessed directly from the VEO website via a QR code which can be seen on-screen, where you can keep in touch with all the latest developments and updates regarding this unique video door phone incorporating the new digital DUOX system.**

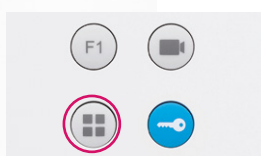


## The installation

The VEO monitor can be programmed easily, in a matter of seconds, from the same monitor.

### Programming


1. Access to menu.



2. Validate the installation's menu.



3. Choose programming from the panel or from the monitor.



4. Programme number of residence.





## Installation at home

The VEO monitor can be installed on a wall or on a desktop support.

### **Dimensions**

200 x 200 x 44 mm.

### **Wall mounting**

For installation on surface only 3 steps are necessary:

1. Screw the installation's connector to the wall. (The connector is requested separately).
2. Insert the monitor at the top of the connector.
3. Close the monitor by pressing slightly.

### **Desktop installation**

In order to answer calls from the outdoor panel from your office desktop, without the need to stop working, a desktop support is available upon which the monitor can be installed.



# FERMAX

[www.fermax.com](http://www.fermax.com)

